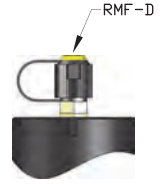
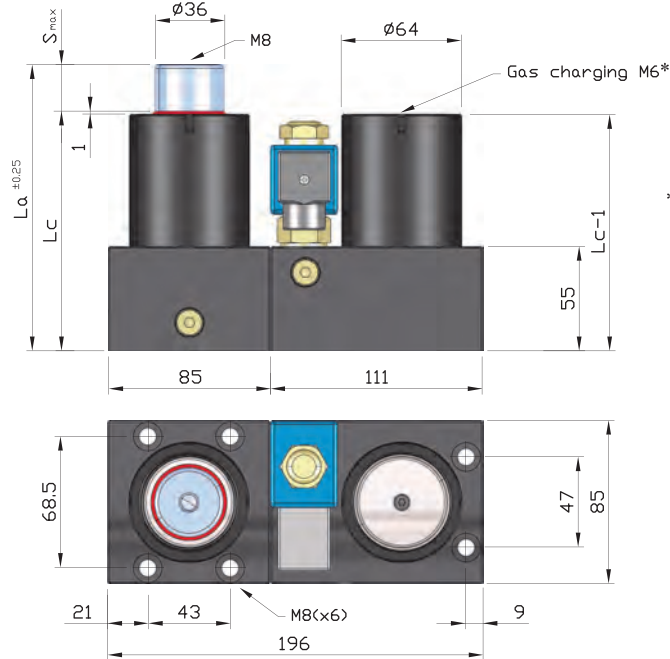




## PED 97/23/CE



The K 1500 model is also available equipped with RMF-D. When placing an order, please indicate the reference: K 1500x ... C



Model	S <sub>max</sub>	La mm	Lc mm	Fa daN	Fc daN
K 1500x12	12	124	112	1500 (±5%)	1715
K 1500x25	25	150	125		1875
K 1500x38	38	176	138		2000
K 1500x50	50	200	150		2100
K 1500x63	63	226	163		2190
K 1500x80	80	260	180		2285
K 1500x100	100	300	200		2375
K 1500x125	125	350	225		2465

Hydraulic Valve	Supply Voltage	Power Consumption
E 24	24V DC	17w
E 110	110V AC	17w
E 220	220V AC	17w

### Medium Pressure

Nitrogen Gas (N<sub>2</sub>) / oil

Maximum Charging Pressure

150 Bar

Minimum Charging Pressure

50 Bar

N2 Nominal Pressure

150 Bar

Rod Seal Area

10.18 cm<sup>2</sup>

Maximum Working Temperature

60°C

Force Increase by Temperature

33/°C

Maximum Stern Speed

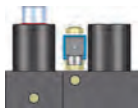
10 m/min

### Required information:

- Working stroke:
- Press speed:
- Maximum press rate:

\_\_\_\_\_ mm  
\_\_\_\_\_ m/min  
\_\_\_\_\_ strokes/min

### Assembly Possibilities

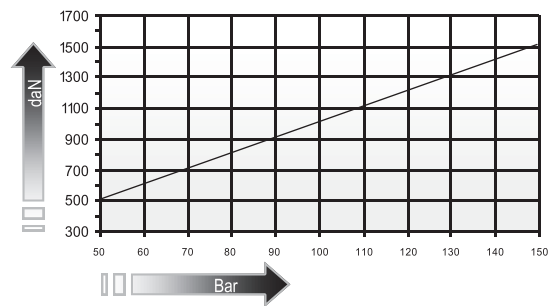


Compact application



Modular application

Force / Pressure Ratio



### How To Order:

K 1500	x	25	E 24
Model		Stroke	Hydraulic Valve

E 24 - 24V DC  
E 110 - 110V AC  
E 220 - 220V AC

Stroke - 12, 25, 38, 50, 63, 80, 100, 125 (other strokes under order)